

Why these 3 colourways can't be printed using the same screens

This 3 colour print requires 5 screens...


Although these three images look like they are just different colourways of the same design, in order to print them as they appear in the visuals, 5 screens would actually be required. This is because 3 different under-bases would be required (as depicted below).

Colourway A



Screen 1 1st Underbase

A base is never used under black ink, but is required under the yellow.




Screen 2

For this tee, screen #2 is printed with black ink.



Screen 3

For this tee, screen #3 is printed with yellow ink, which is printed on a base [Screen 1]



Colourway B



Screen 4 2nd Underbase

For this tee, a base is required under the red ink and the yellow ink, so a full underbase is required




Screen 2

For this tee, screen #2 is printed with red ink, and red ink, and uses the same screen as Colourway A



Screen 3

For this tee, screen #3 is printed with yellow ink, which need to be printed on an underbase. [Screen 4]



Colourway C



Screen 5 3rd Underbase

For this tee, a base is required under the red ink and not the heart.



Screen 2

For this tee, screen #2 is printed with red ink, and uses the same screen as colourway A&B

